

# Graduation Tea



# Where to sit?

Please sit in section by last name

## **Section 1**

Abdul-Rawoof to El-Salhat

## **Section 2**

Emmanuel to Lau

## **Section 3**

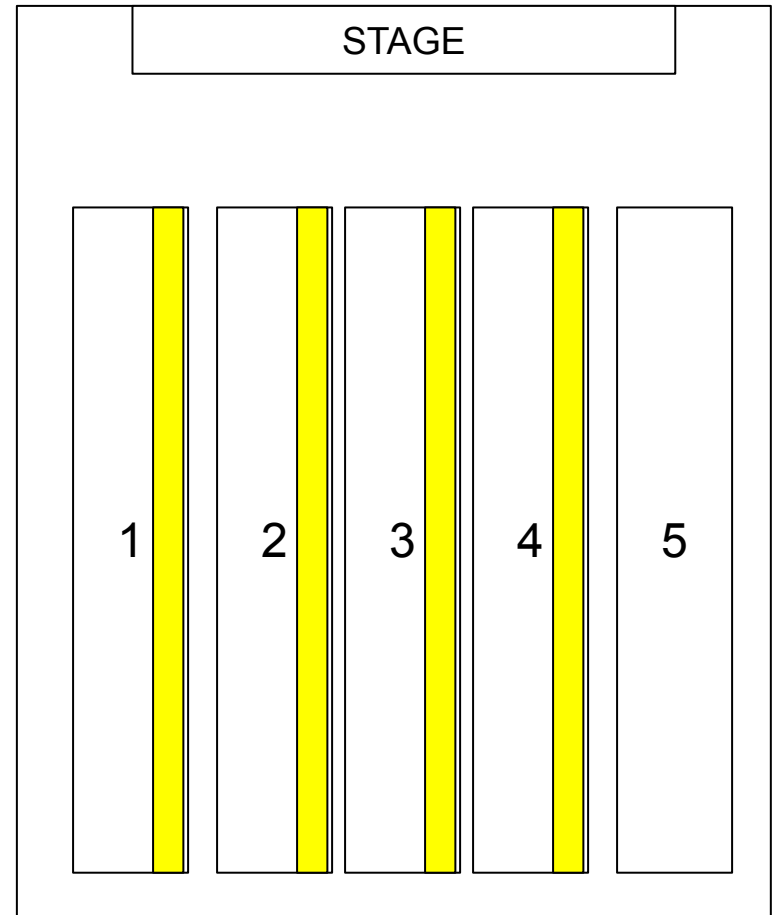
Lee to Nguyen

## **Section 4**

Niranjan to Shiam

## **Section 5**

Shiao Mo to Zulfiqar



# Grade 12 Grad Assembly

**Bur Oak Secondary School**  
**June 14, 2019**

# Assembly Agenda

- Next steps
- Things you need to do (year end)
- Graduation Logistics and Expectations
- “Processional, Stage, and Recessional”
- Distribution of “Everything”

# Next Steps—Academics

- Continue to work hard
- Follow ALL instructions provided by college or university—fees, deadlines, course selection
- OSAP applications by mid to late June; finish all paperwork by mid July
- Money sent in Sept for Term 1

# Academics continued....

- Community hours and private/outside credits—**Friday, June 21st** is absolute deadline!!
- Sealed envelope to guidance
- Your responsibility
- Extenuating circumstances—See Ms. Dodham

# After Exams.....Averages?

Earn your marks and keep the published average/conditions to offer

Do not approach teachers to “beg” for marks

Contact schools about summer school if necessary (Don't wait! Do this now!)

# Programs are still available!

- College programs accept applicants on a rolling admissions basis
  - OPEN programs can still be applied to

Sort by:

1 2 3 4 5 Next Last

Results: 1 - 20 of 205

PROGRAM TITLE	COLLEGE	CAMPUS	AVAILABILITY	PROGRAM DELIVERY	START DATE	WEBSITE
<input type="checkbox"/> ACCOUNTING	CAMBRIAN	BARRYDOWNNE (SUDBURY)	● OPEN	FULL TIME	2015 - SEP	<a href="#">Visit</a>
<input type="checkbox"/> ACCOUNTING	CAMBRIAN	BARRYDOWNNE (SUDBURY)	● OPEN	FULL TIME	2016 - JAN	<a href="#">Visit</a>
<input type="checkbox"/> ACCOUNTING	HUMBER	LAKE SHORE	● CLOSED	FULL TIME	2015 - MAY	<a href="#">Visit</a>
<input type="checkbox"/> ACCOUNTING	HUMBER	LAKE SHORE	● OPEN	FULL TIME	2015 - SEP	<a href="#">Visit</a>
<input type="checkbox"/> ACCOUNTING	HUMBER	LAKE SHORE	● OPEN	FULL TIME	2016 - JAN	<a href="#">Visit</a>
<input type="checkbox"/> ACCOUNTING	HUMBER	NORTH	● CLOSED	FULL TIME	2015 - MAY	<a href="#">Visit</a>
<input type="checkbox"/> ACCOUNTING	HUMBER	NORTH	● CLOSED	FULL TIME	2015 - MAY	<a href="#">Visit</a>
<input type="checkbox"/> ACCOUNTING	HUMBER	NORTH	● OPEN	FULL TIME	2015 - SEP	<a href="#">Visit</a>



# Admissions Information Service

- What spaces available in universities? Find on OUAC
- Available: June 6 to Aug 25th
- Cost: No fee if change of program at same university; new university will be \$50

# Requirements

- OSSD requirements met
- six 4U/M courses by early Sept 2019
- Average of at least 60% although higher averages generally required

# Extenuating Circumstances

- I missed the mark by a “hair” and will have my offer **revoked!**
- Print out published info about required average
- be prepared to provide rationale (ie: Summer School not option--school published this info)
- Speak to Ms Dodham for next steps

# GRADUATION

Thursday June 27, 2019

Ceremony: 6:30 - 8:30 p.m.

Bur Oak S. S.

# Graduation Tickets

- Bring your tickets to the Graduation
- Extra tickets were provided through lottery; **NO** additional tickets at this time
- NOT ATTENDING - let Ms. Mask know!

# Gowns

- Gowns will be distributed TODAY after this assembly at the appropriate station by LAST NAME.
- Teachers and volunteers who hand out the gowns, please have the students initial that graduates have received their gown, vee stole and tassel

# Preparation of Gown

- Steam gown or iron on low heat
- Vee-stole
- Attach tassel to the cap - it goes on your LEFT

# Dress Code - What to Wear

- Dark colors: navy, black or gray
- Dress pants, skirt or dress
- Blouse, dress top, dress shirt, tie
- Wear **dress shoes** that are **comfortable** and that you can walk up and down stairs



# Dress Code - What to Avoid

- Shorts
- Flip flops, running shoes, heavy boots
- Shoes you **can't** walk in
- Hairstyle that makes your cap fall off
- Suit jackets - it's too hot!
- Carrying your purse or phone on stage--leave with a guest

# Instructions for Evening

**Arrival time for Grads: 5:30 p.m.**

Doors open to Gym for guests: 6:00 p.m.

Ceremony begins: 6:30 p.m.

Reception and pictures: 8:30 p.m.

Diplomas in Library: 8:30 - 9:00 p.m.

# PARKING

- **5:30 arrival for Grads**
- Have your ride drop you off at BOSS **before** parking!
- Parking at BOSS - will fill up *fast*!
- Once BOSS lots are full, cars will be directed to park at **Wisner Church** and **Wisner Public School**

# Guests and Tickets

- Doors open to guests at 6:00 p.m.
- Guests must be seated by **6:20 p.m.**
- **“no ticket, no entry”** to gym
  - Wheelchairs (let us know ahead of time)
  - One person per seat—no laps allowed
  - No strollers (long evening)
  - Small children as guests need to have their own chair

# Your Arrival Instructions

**Grads arrive at 5:30 p.m.**

If you are arriving with guests:

- Escort your guests to the main entrance of the school
- Please leave **ALL** of your belongings with your guests; this includes your cell phone!

# Grad Logistics

- Proceed upstairs to register at the tables between the **English and Science** hallway
- **Leave everything with your guests. Teachers will not have keys to get back into the rooms after the ceremony**

# Name Card

- Will indicate the **room number** that you **must** proceed to in order to line up for entry into the graduation ceremony
- Once in your room, **check in** with the staff member and then line up **alphabetically**.
- **bit.ly/BOSSgradname**

**DO NOT LEAVE THIS ROOM!**

# The Ceremony (Approx 2 hours)

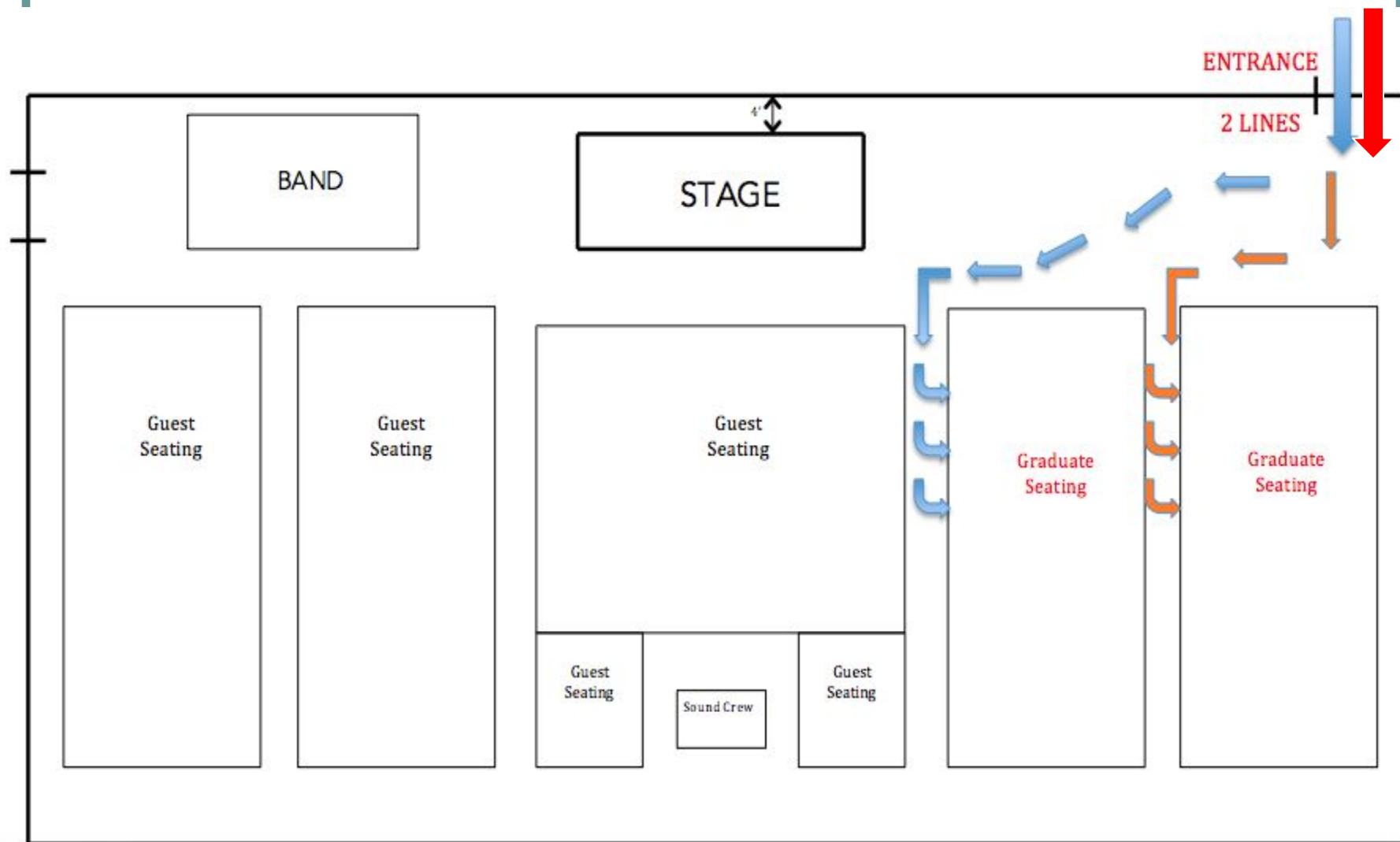
- Processional: Platform Party and Graduates
- “O Canada”
- Speeches and Greetings
- Special Awards
- Diploma Presentations
- Valedictory Speech
- Recessional



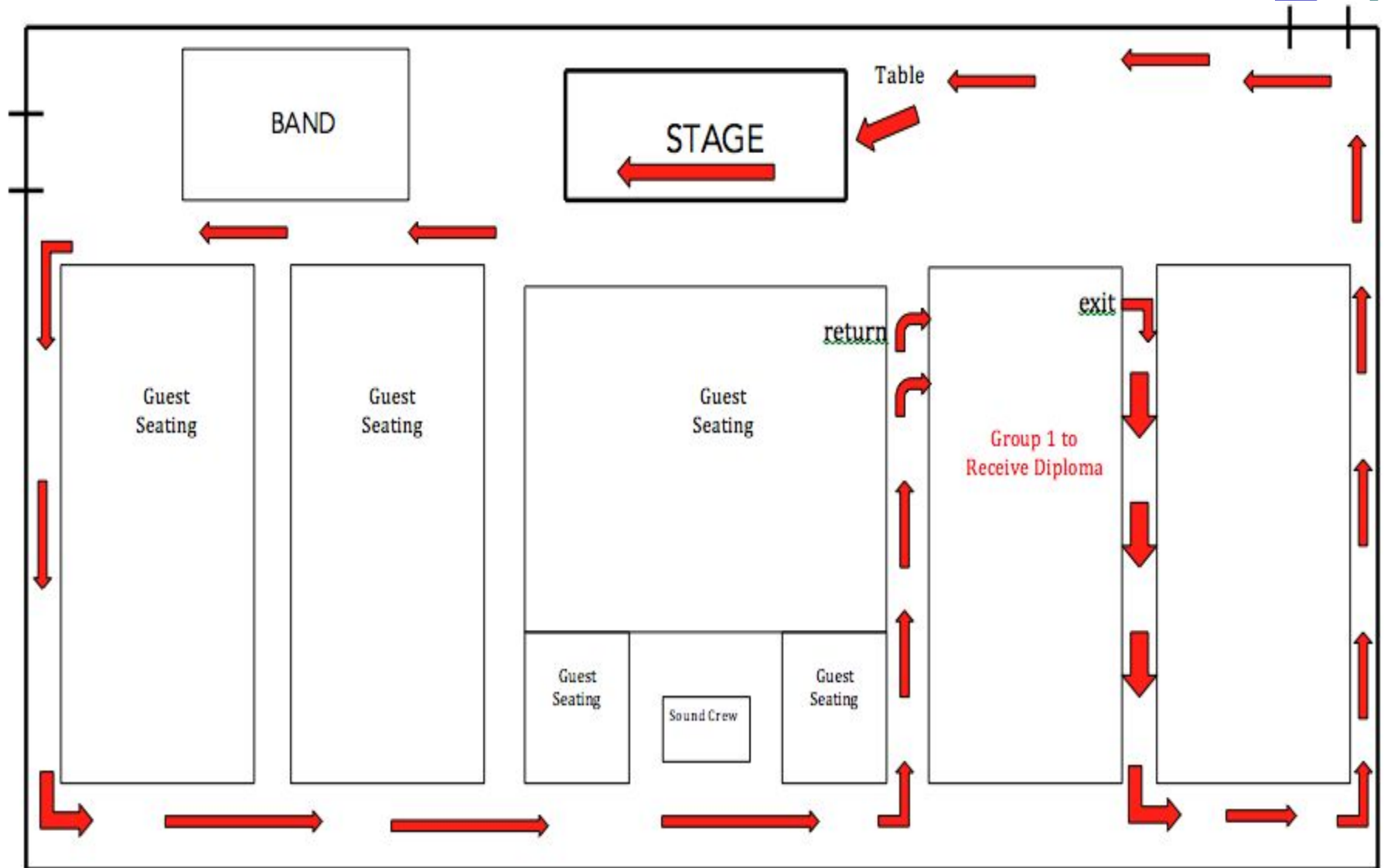
# Lining Up for Procession

- time for graduates to assemble for procession, you will be escorted with a partner by your marshal from your room to join the larger group
- **STAY IN ORDER**
- Maintain a pace that allows the line to continue to move forward
- Grads will follow the platform party

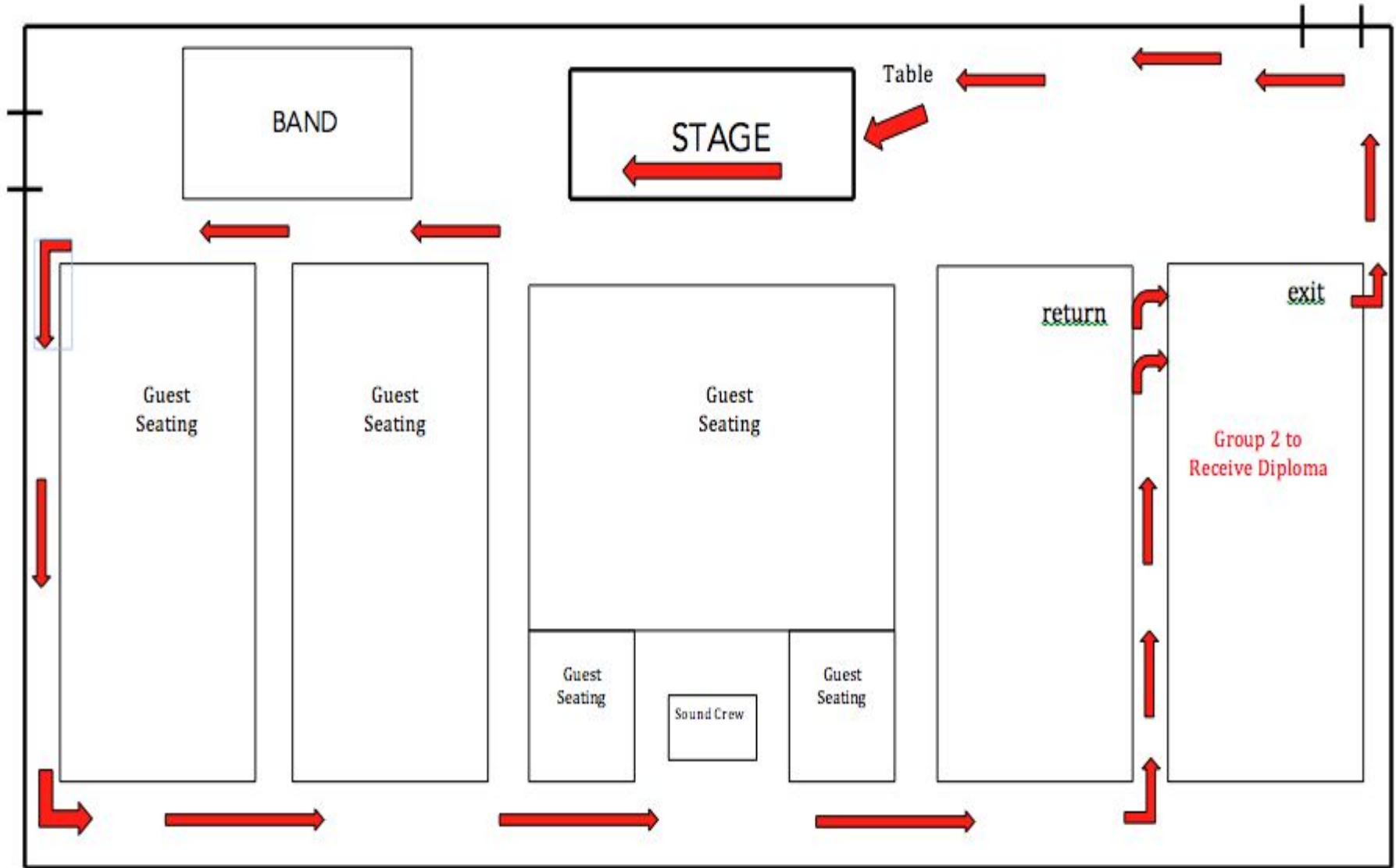
# Processional: Entering the Gymnasium (cued to enter)



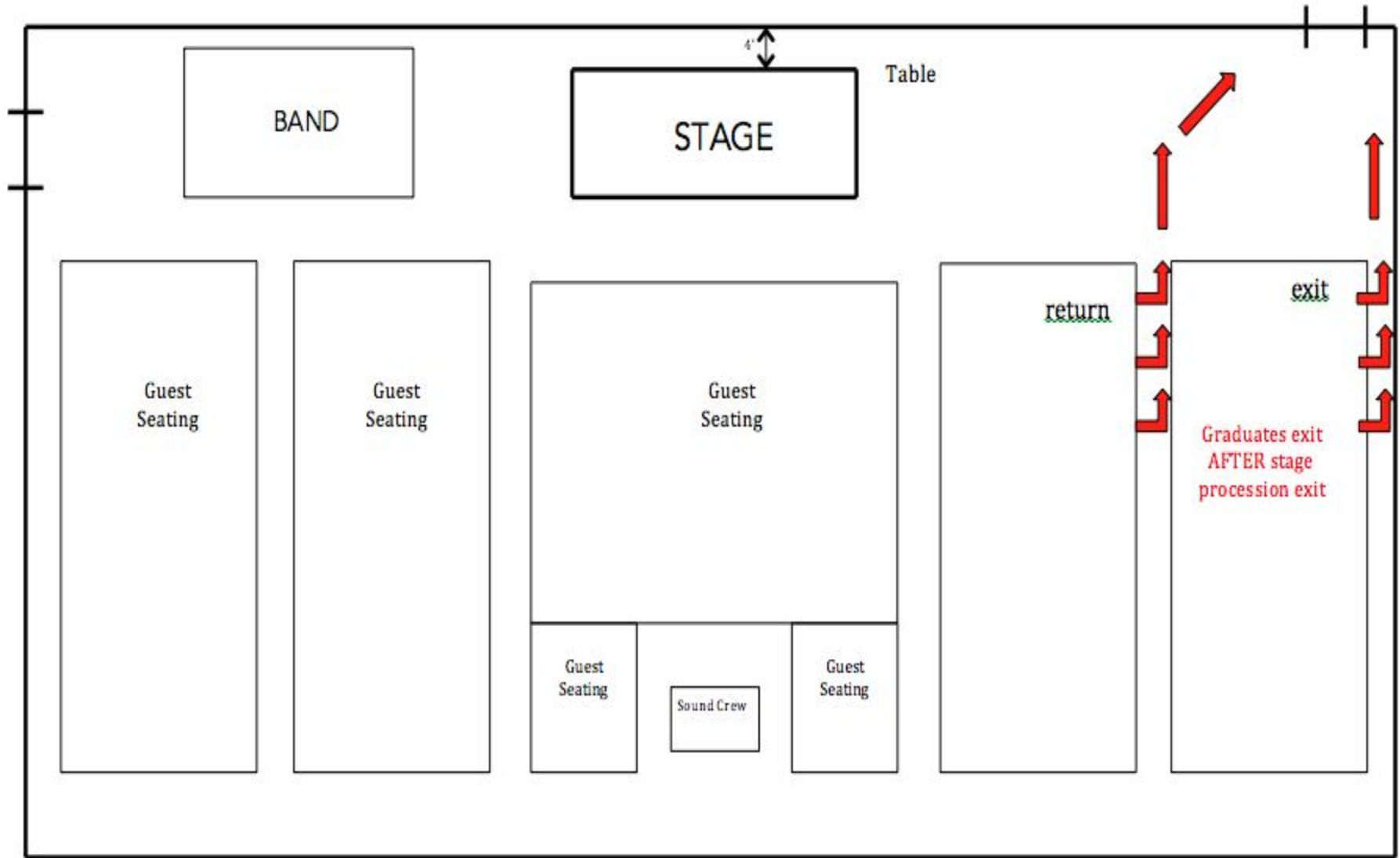
# Receiving Your Diploma - Group 1



# Receiving Your Diploma - Group 2



# Recessional: Exiting the Ceremony



# Getting Ready for the stage

- Will be called up in groups--walk silently
- Follow your marshall to waiting area
- **Bring your name card!** (nothing else)

# Get Ready for the Show

- Students announced from their name card
- Individual will have name read
- Go across the stage
- Each student will stop to receive ceremonial diploma and shake hands

# On Stage Performance

- “Shake, Take and Go Strategy”
- **PLEASE do not** take away from the seriousness of evening by “making a dramatic entrance or exit”
- Remember: classmates have family in the audience



# Smile for the Camera

- **NO** posed pictures on stage during diploma presentations (by your family)
- professional photographer takes your picture when you shake hands on stage
- Best pictures can be taken before or after the ceremony with family and friends

# Grad Etiquette

- Polite and gracious applause
- No “cat” calling, yelling or embarrassing behaviour!
- You are requested to stay for the entire Graduation Ceremony to honour all graduates

# After the Graduation Ceremony

- Take pictures with your family and friends
- Enjoy the reception in the cafetorium
- Pick up diplomas and monetary awards by 9:00 p.m. in Library

# Practise makes perfect

- Processional Music  
(Ms. Dodham)
- Practice standing and sitting as large group (MC will instruct)

# Dates to remember

- Outside grades/CH —Fri, June 21st
- Exam Review—June 26 (Morning)
- Extenuating Circumstances—Wed, June 27th (before 12:00)
- Graduation—Thurs. June 27 (5:30 p.m.)

# Gown, Composite, Hoodie & Grad Book

## **TODAY:**

**If you ordered a hoodie and/or grad book**

- Pick up in the Library

**If you are graduating:**

- Pick up gown in the Cafe

**If you paid for your sitting:**

- Pick up a Composite in the Cafe

# Where to go?

## **Section 1**

Abdul-Rawoof to El-Salhat

## **Section 2**

Emmanuel to Lau

## **Section 3**

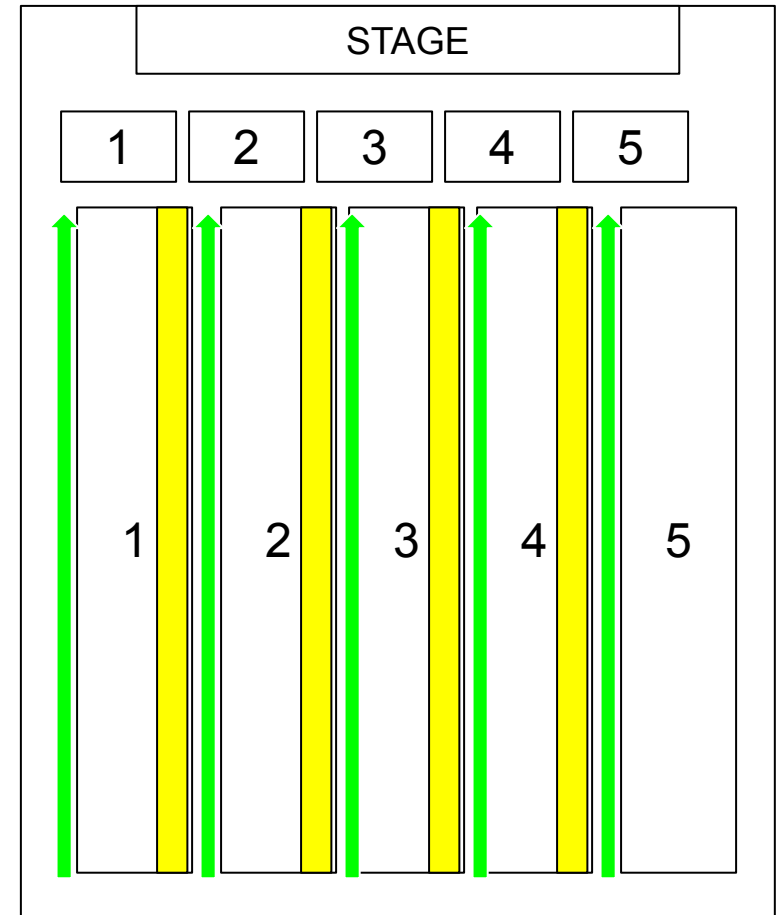
Lee to Nguyen

## **Section 4**

Niranjan to Shiam

## **Section 5**

Shiao Mo to Zulfiqar



**\*Gradbooks and Hoodies are available in the library**

Thank you - Enjoy the Tea!

Graduation  
Tea



**Please recycle your plates and cups!!**



# Where to go?

## **Section 1**

Abdul-Rawoof to El-Salhat

## **Section 2**

Emmanuel to Lau

## **Section 3**

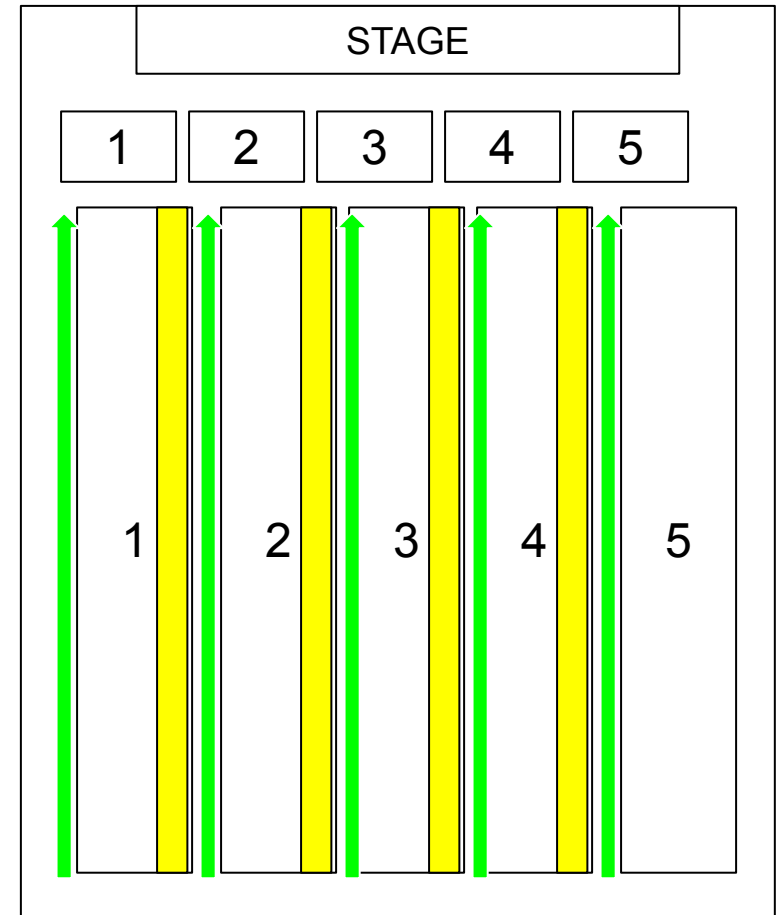
Lee to Nguyen

## **Section 4**

Niranjan to Shiam

## **Section 5**

Shiao Mo to Zulfiqar



**\*Gradbooks and Hoodies are available in the library**